



Cued Articulation 提示性发音教学

Supporting English Language Learning 辅助英语语言的学习

What is it? 它是什么?

- Cued Articulation was developed to support hearing impaired children. 发音提示教学最初是用来辅助听力障碍儿童的学习。
- It comprises of a series of hand-gestures linked to the sounds we produce in the English language, helping us understand where and how vocal sounds are made. 它包括了一系列与英语语言紧密联系的各种手势，用于帮助我们理解这些发音是从哪里发出以及如何发出的。



Why is it useful? 为什么它是有用的?

- Cued Articulation helps to make auditory learning both visual and kinaesthetic, appealing to a wider range of learning styles.
- 提示性发音教学让听力学习变得视觉化及动态化，从而使之适用于更为广泛的学习方式。




Why is it useful? 为什么它是有用的?

- It acts as a mnemonic, helping children to remember different sound/letter correspondences.
- 它以记忆的形式，帮助孩子们记住对应的不同声音和字母。
- It supports dual language learners with effective production of sounds by clearly differentiating them.
- 它通过明确不同发音的差别，让双语学习者更有效的发出正确的语音。



What are the basics? 它的基本知识是什么？

- Sounds are produced in different ways using different muscles and movements
- Cued Articulation aims to demonstrate production of the sounds
- 声音是由各类肌肉群以不同的运动方式产生。
- 提示性发音教学的目的就是展示声音的产生过程。



Paired Sounds 组合发音


- Most sounds are paired, with a voiced and unvoiced sounds being produced in a similar way with/without the vocal chords
- 大部分声音都不是单独发出，而通常是由发音音节（清音）和不发音音节（浊音）在使用 / 不使用声带情况下组合发出
- One finger is used for unvoiced sounds, two for voiced sounds
- 一根手指用于辅助清音，两根手指用于辅助浊音。




Practice.... 练习



panda
tiger
cat
monkey
hippo



More Sounds... 更多发音



Practice.....练习



kiss
bell
witch
play
fish



Learn with your child 与您的孩子共同学习

Please work with your child to learn the actions together.
请与您的孩子一起学习该教学法。

Try to use the actions when you practice letter sounds at home or when you play games such as 'I-spy'.
在家里练习字母发音或玩“你说我猜”游戏时请尝试使用这个教学法。



Have fun!